












Generic Surgical Pathology Report






Clinical History Section   22636-5 


Specimen  22633-2



Gross/Macroscopic Observation   22634-0 




Microscopic observation   22635-7 



Ancillary Studies 

- Immunohistochemistry 
- Flow cytometry 
- Cytogenetics 
- Molecular 
- Other 

Commentary 

-  22638-1 
-  50595-8

Diagnostic summary   22637-3 

Supplementary reports   22639-9 